

**NISCORT FATHER AGNEL SCHOOL, VAISHALI**

**SELF- LEARNING MATH WORKSHEET (2017-2018) – JULY**

NAME: \_\_\_\_\_ CLASS- I / SEC: ( ) DATE: \_\_\_\_\_

**I). Fill the correct numbers in the boxes.**

1. 

11			14	
----	--	--	----	--

2. 

50		52		
----	--	----	--	--

3. 

75			78	
----	--	--	----	--

4. 

94			97	
----	--	--	----	--

**II). What comes in between –**

1). 10 ----- 12

4). 75 ----- 77

2). 31 ----- 33

5). 98 ----- 100

3). 24 ----- 26

6). 56 ----- 58

**III). What comes after-**

1). 17 ----- 4). 64 -----

2). 33 ----- 5). 88 -----

3). 59 ----- 6). 92 -----

**IV). Put the symbols  $>$ ,  $<$  or  $=$**

1). 18 ----- 18                      4). 80 ----- 87

2). 36 ----- 63                      5). 50 ----- 50

3). 70 ----- 17                      6). 20 ----- 18

**V). What comes before-**

1). ----- 38                      4). ----- 64

2). ----- 80                      5). ----- 41

3). ----- 55                      6). ----- 67

**NISCORT FATHER AGNEL SCHOOL, VAISHALI**

**SELF- LEARNING MATH WORKSHEET (2017-2018) - JULY**

**NAME:** \_\_\_\_\_ **CLASS- I / SEC:** ( ) **DATE:** \_\_\_\_\_

**I). Put the symbols  $>$ ,  $<$  or  $=$**

1). 98 ----- 68                      4). 33 ----- 63

2). 70 ----- 100                      5). 70 ----- 17

3). 65 ----- 65                      6). 47 ----- 46

**II). Circle the number which comes:**

1. Just after 40 -      44                      49                      41                      40

2. Just after 75 -      62                      76                      72                      88

3. Just after 60 -      49                      63                      41                      61

4. Just after 99 -      88                      91                      100                      95

5. Just after 53 -      39                      42                      54                      52

### III). Circle the number which comes

1. Just before 12 - 23      13      21      14


2. Just before 51- 50      55      52      59


3. Just before 60 - 69      61      59      66


4. Just before 99 - 91      90      88      98


5. Just before 74 - 75      73      68      58


### What comes in between-


a). 59            61

d). 26            28

b). 19            21

e). 77            79

c). 35            37


f). 45            47

**NISCORT FATHER AGNEL SCHOOL, VAISHALI**

**SELF- LEARNING EVS WORKSHEET (2017-2018) – JULY**

**NAME:** \_\_\_\_\_ **CLASS- I / SEC:** ( ) **DATE:** \_\_\_\_\_

**A) Draw your face in the given box and label it:**



**Write two body parts of the face that you think are the most important ones:**


--	--

**B) How many of each body part do you have? Count and write in the given space.**

<b>I have</b>	<input type="text"/>		<b>eyes</b>
<b>I have</b>	<input type="text"/>		<b>mouth</b>
<b>I have</b>	<input type="text"/>		<b>ears</b>
<b>I have</b>	<input type="text"/>		<b>fingers</b>
<b>I have</b>	<input type="text"/>		<b>legs</b>
<b>I have</b>	<input type="text"/>		<b>arms</b>
<b>I have</b>	<input type="text"/>		<b>toes</b>

**B) Compare your body with a puppy and fill in the blanks:**

- I have \_\_\_\_\_ eyes and so does the puppy.
- I have \_\_\_\_\_ legs but the puppy has \_\_\_\_\_ legs.
- I have no \_\_\_\_\_ but the puppy has one.



C) Make a list of things we can use to keep ourselves clean:

.....

.....

.....

.....

E) Make a list of things we use to keep our surroundings clean:

.....

.....

.....

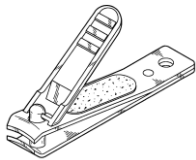
.....

.....

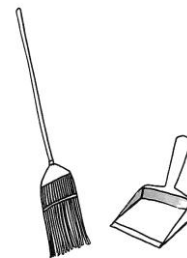
F) Tick the correct statement and cross (X) the incorrect ones:

- i. We should cut our nails regularly. ....
- ii. We wash our hands before and after meals. ....
- iii. Paint your nails to hide dirt. ....
- iv. We use toothbrush to clean the washbasin. ....
- v. We should take bath once in a week. ....
- vi. We wipe our face with our hands. ....

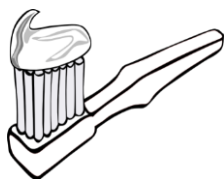
G) Write the use of following products in our daily life:



.....



.....



.....



**NISCORT FATHER AGNEL SCHOOL, VAISHALI**

**SELF- LEARNING ENGLISH WORKSHEET (2017-2018) – JULY**

NAME: \_\_\_\_\_ CLASS- I / SEC: ( ) DATE: \_\_\_\_\_

Q1. Fill in the blanks with 'is', 'am' or 'are'.

1. We \_\_\_\_\_ watching television.



2. Rohit \_\_\_\_\_ a tall boy.



3. That \_\_\_\_\_ a ball.



4. We \_\_\_\_\_ good children.



5. Cats and dogs \_\_\_\_\_ pet animals.



6. They \_\_\_\_\_ my parents.




Q2. Write 'This is' or 'These are' in the given blanks.

1. \_\_\_\_\_ a jug.




2. \_\_\_\_\_ apples.




3. \_\_\_\_\_ an ant.



4. \_\_\_\_\_ ice creams.



5. \_\_\_\_\_ a rock.




6. \_\_\_\_\_ rats.




Q3. Frame a sentence using 'this is' or 'these are' for the given pictures.




girl



cow




children



fish



bird



pigs

---

---

---

---

---

## Punctuation

Pedro the Parrot needs help putting the correct punctuation at the end or beginning of each sentence. Help him to complete each sentence by adding a full stop ( . ) or starting with a capital letter.



1. when is your birthday?

2. i love ice cream.

3. My favourite subject is writing

4. Sam walks to school

5. how far can you run?

6. The dog is in the dog house

7. what is the title of the book?

8. We had pizza for lunch

निस्काँट फादर एग्नल स्कूल, वैशाली


कक्षा (एक) प्रथम इकाई (2017-18)

स्वअभ्यास पत्रिका - 'ए' की मात्रा

प्र-१. उचित अक्षर पर 'ए' की मात्रा लगाकर शब्द लिखिए ।

१. सपन -----
२. महमान -----
३. गणश -----
४. लड़क -----
५. बसरा -----
६. लालटन -----
७. सवरा -----
८. कला -----

प्र-२. चित्र देखकर नाम लिखो और रंग भरो ।



-----




-----



-----

-----



-----

-----

प्र-३ चित्र का नाम लिखकर वाक्य पूरा करो ।

१. केशव ----- पर चढ़ ।




२. रेखा ----- पहन ।



३. नरेश बाज़ार से ----- ला ।



३. महेश ----- से आगरा गया ।



४. रेशमा उठ ----- हो गया ।



प्र-४. पढ़ो और 'ए' की मात्रा वाले शब्दों को रेखांकित करो ।

केशव घर चल । परेशान मत कर । खेलने के समय खेल । पेड़ पर  
मत चढ़ । बेर मत तोड़ । बाज़ार जाकर केले ला । रमा सेब काट कर  
ला । मेहमान आने वाले हैं । देर मत कर । नेहा लालटेन जला अँधेरा  
हो गया । मेहमान आ गए । मेज़ पर सामान रख ।

प्र-५. अपनी पसंद के 'ए' की मात्रा के शब्दों के कोई दो चित्र बनाओ ।